

# TE-30

Truss Towerlift - Security VMB Pin&Track



Maximum height **7m (22.96')**

Maximum load **500kg (1102.32lb)**

Work surface **2.8 x 2.8m (9.2 x 9.2')**



Folded height **1.8m (5.9')**

Weight **79kg (174.17lb)**

Winch **1200kg**

Adaptor **SA-30, SA-40 & SA-45**

Security **Pin&Track System**



# TE-30

Truss Towerlift - Security VMB Pin&Track



## VMB Security system Pin&Track




- ✓ VMB Pin&Track security lock: Automatic block in the event of cable break.



- ✓ Powerful base, with support pads for the carriage and spirit level for stabilization.

## Easy assembly with the Hinge Carriage




- ✓ Tongue and groove joint to hinge the carriage making the assembly and the elevation easier.



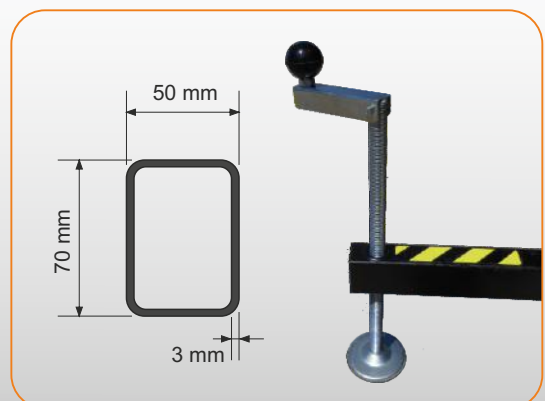
- ✓ Lifting by winch. With the possibility to be raised with a single person.

## Adaptors



- ✓ Adaptadors for 30, 40 and 45 cm truss sections.

## Stabilizers



- ✓ Stabilizers and rectangular legs for a firmer support